









- 1 Sabine Creek WWTP Upgrade (1.5 MGD to 3.0 MGD)
- 2 42-inch Sewer Line
- 3 30-inch Sewer Line
- 4 27-inch Sewer Line
- 5 8-inch Sewer Line, 4-inch Force Main, and 0.25 MGD Lift Station
- 6 8-inch Sewer Line
- 7 18-inch Sewer Line, 12-inch Force Main, and 3.75 MGD Lift Station
- 8 18-inch Sewer Line
- 9 10-inch Sewer Line
- 10 8-inch Sewer Line
- 11 8-inch Sewer Line
- 12 12-inch Sewer Line
- 13 8-inch Sewer Line
- 14 8-inch Sewer Line
- 15 12-inch Sewer Line, 8-inch Sewer Line, 6" Force Main, and 0.45 MGD Lift Station
- 16 8-inch Sewer Line
- 17 8-inch Sewer Line
- 18 8-inch Sewer Line
- 19 8-inch Sewer Line
- 20 12-inch and 8-inch Sewer Lines

- 21 8-inch Sewer Line
- 22 8-inch Sewer Line
- 23 8-inch Sewer Line
- 24 8-inch Sewer Line
- 25 8-inch Sewer Line
- 26 8-inch Sewer Line
- 27 8-inch Sewer Line
- 28 30-inch, 24-inch, 18-inch Sewer Lines, 16" Force Main, 4.4 MGD Lift Station
- 29 10-inch Sewer Line
- 30 10-inch Sewer Line
- 31 8-inch Sewer Line
- 32 8-inch Sewer Line
- 33 8-inch Sewer Line
- 34 8-inch Sewer Line
- 35 21-inch, 18-inch, 15-inch, and 10-inch Sewer Lines
- 36 12-inch Sewer Line
- 37 8-inch Sewer Line
- 38 8-inch Sewer Line
- 39 Wastewater Master Plan Update
- 40 Wastewater Impact Fee Update

Legend

-  Proposed Impact Fee Eligible Lift Station Project
-  Proposed Impact Fee Eligible Force Main Project
-  Proposed Impact Fee Eligible Interceptor Project
-  Railroad
-  Wastewater Service Area
-  Roads
-  City Limits
-  ETJ


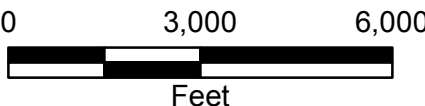



Exhibit 4

Wastewater Impact Fee Capital Improvements Plan





January 2016 **Kimley»Horn**

